

Sensors – Low Pressure


RS-1-LP



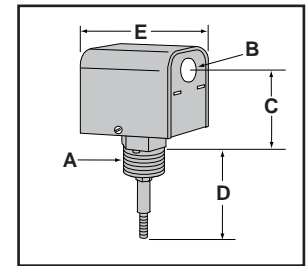
- Maximum Water Temperature: 250°F (121°C) Model RS-1-LP
- Maximum Water Pressure: 160 psi (11.2kg/cm²) Model RS-1-LP
- Maximum Steam Pressure: 15 psig (1.0 kg/cm²)
- Can be installed in horizontal orientation

Ordering Information

Model Number	Part Number	Description	Weight lbs. (kg)
RS-1-LP	176203	Remote Sensor	3.0 (1.4)
RS-1-LP-S	176218	Remote Sensor	3.0 (1.4)



Remote Sensor Model RS-1-LP



Dimensions, in. (mm)

A	B	C	D	E
NPT				
3/4	7/8 (22)	3 (80)	2 3/4 (70)	3 3/8 (86)

AS-5S

- One to five probes available for multiple functions. For use on tanks and vessels vented and at atmospheric pressure only. Up to 3 probe rods can be joined for 10 ft. length. Use separator at each joint.

Series-AS Ambient Remote Sensor:

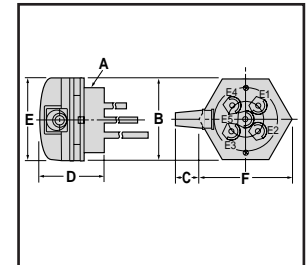
- NEMA 1 Enclosure
- Maximum Temperature: 120°F (49°C)
- Maximum Pressure: 0 psig

Ordering Information

Model Number	Part Number	Description	Weight lbs. (kg)
AS-5S	176230	Remote sensor: 4 levels for all tanks	.5 (.23)
AP-3-SS-J	176231	39" (991mm) SS Ambient Probe Rod	1.0 (.5)



Ambient Pressure Remote Sensor AS-5S



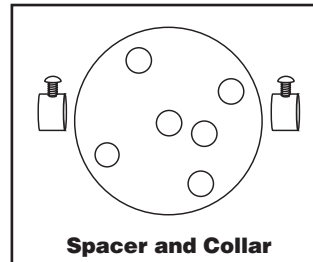
Dimensions, in. (mm)

A	B	C	D	E	F
ISO7-R02	3 5/8 (92)	1 1/32 (26)	2 3/8 (60)	3 5/32 (80)	3 5/32 (80)

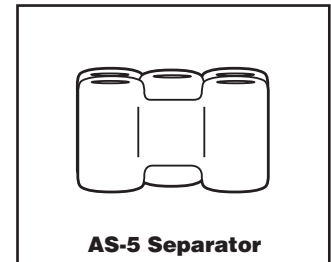
Accessories

Ordering Information

Model Number	Part Number	Description	Weight lbs. (kg)
S-4	179529	Spacer use with RS sensors and P-&G- probes	3.0 (1.4)
AS-5	176232	Separator (use only with AS-5S sensor & AP probes)	1.0 (.4)



Spacer and Collar



AS-5 Separator